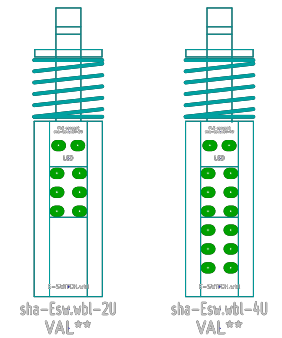
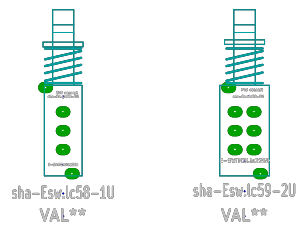


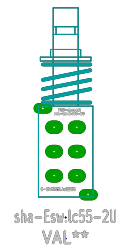
**E-SWITCH PBH series**  
matrice 2,5mm x écartement 2,5mm



**E-SWITCH WBL series**  
LED 3.7x2.54  
matrice 2,5mm x écartement 3mm



**E-SWITCH LC 1258/2259 series**  
métal  
matrice 2,5mm x écartement 2,5mm



**E-SWITCH LC2255 series**  
métal  
matrice 3,2mm x écartement 3mm

<b>PLG-concept</b>		
File: diverses empreintes shadows E-SWITCH.brd		
Sheet: 1/1		
<b>Title: shadows E-SWITCH product</b>		
Size: A4	Date: 18 feb 2011	<b>Rev:</b>
KiCad E.D.A.	pcbnew (2011-01-22 BZR 2754)-stable	Id: 1/1